



## FOCUSING ON INNOVATION IN DRY EYE TREATMENT

Dry Eye is a chronic disease caused by deficiencies in the quantity and quality of the tear film that affects over **30 million people** in the United States.<sup>1</sup> As sufferers struggle with symptoms such as dryness and irritation, many try to treat the problem themselves with artificial tears, but may still experience dry eye symptoms.<sup>2</sup>

We know that **86% of dry eye sufferers are reported to have clinical signs of Meibomian Gland Dysfunction (MGD)**,<sup>3</sup> and now, targeted treatment is here.

### COMMON SYMPTOMS OF DRY EYE

DRYNESS

BLURRY VISION

IRRITATION

WATERY EYES

iLUX

### IMPORTANT INFORMATION FOR iLUX® DEVICE

The iLUX® Device is used to warm and compress glands in the eyelids of adult patients with a specific type of dry eye, called Meibomian Gland Dysfunction (MGD), also known as evaporative dry eye.

Potential side effects may include eyelid/eye pain requiring stopping the treatment procedure, eyelid/eye irritation or inflammation, temporary reddening of the skin, and other eye symptoms (burning, stinging, tearing, itching, discharge, redness, feeling like there is something in the eye, changes in your vision, sensitivity to light).

**Ask your eye care professional for a complete list of safety information for the iLUX® Device.**

**References:** **1.** TFOS. What Is DEWS II. Available at [http://www.tearfilm.org/dettreports-tfos\\_dew\\_ii\\_report/32\\_30/eng/](http://www.tearfilm.org/dettreports-tfos_dew_ii_report/32_30/eng/). Accessed May 9, 2018. **2.** Market Scope. *2018 Dry eye products report: a global market analysis for 2017 to 2023*. Saint Louis, MO: Market Scope; November 2018. **3.** Lemp MA, Crews LA, Bron AJ, Foulks GN, Sullivan BD. Distribution of aqueousdeficient and evaporative dry eye in a clinic-based patient cohort: a retrospective study. *Cornea*. 2012;31:472-478. **4.** Hardten DR, Schanzlin JD, Dishler JG, et al. Comparison of a handheld infrared heating and compression device for treatment of meibomian gland dysfunction to a thermal pulsation device. Presented at the Annual Meeting of the American Society of Cataract and Refractive Surgery (ASCRS); April 13-17, 2018; Washington, D.C. **5.** Alcon Data on File, 2019. **6.** Alcon Data on File, 2018.

Alcon

© 2020 Alcon Inc. 1/20 US-ILU-2000004

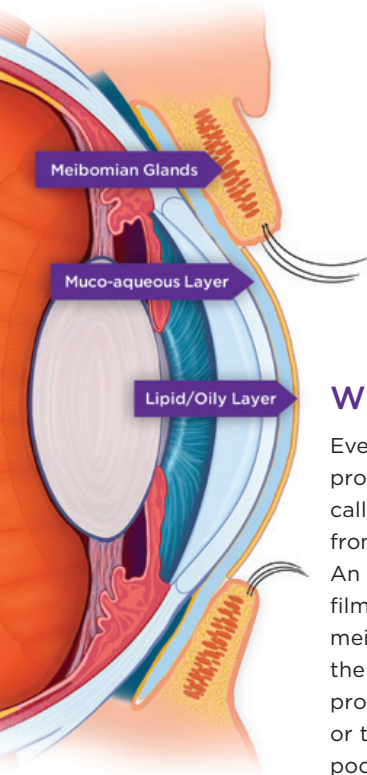
iLUX  
MGD TREATMENT SYSTEM



## MGD KNOW IT. CONTROL IT.

**Meibomian Gland Dysfunction is the leading cause of Dry Eye.**  
**Ask your doctor about iLUX® MGD in-office treatment.**

Alcon





Layers of the Tear Film

## WHAT IS MGD?

Every time you blink, a protective layer of moisture called the tear film coats the front surface of your eye. An essential part of the tear film is an oily layer called meibum. MGD occurs when the meibomian glands that produce meibum get blocked or the secreted meibum is of poor quality and the aqueous part of the tears can evaporate, as there is no oily layer to help prevent evaporation.

## DIAGNOSING MGD

If you regularly use artificial tear eye drops or have symptoms such as eye dryness and irritation, ask your doctor to evaluate your eyes for signs of MGD. Your eyelids will be compressed to assess the level and quality of meibum that is expressed. If healthy, the meibum is clear and adequate. The more severe the blockage, the thicker and cloudier the meibum.



Levels of MGD

# iLUX® THERMAL PULSATION SYSTEM

## Fast and Effective

With your medical professional by your side every step of the way, the iLUX® MGD treatment device incorporates the innovative Smart Tip Patient Interface to deliver treatment directly to the blocked meibomian glands. Provide real time feedback as they administer therapeutic heat and then express the oil. Now that the glands are unblocked, it will be easier for the oil to be released naturally.

## Real Dry Eye Relief

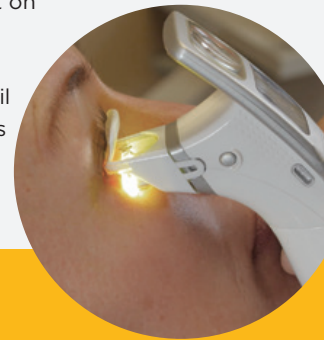
The iLUX® device was shown to significantly reduce dry eye symptoms such as gritty eyes and irritation.<sup>4</sup>

In a clinical study, patients' meibomian gland scores were three times better at two weeks post-treatment and four times better at four weeks, compared to baseline.<sup>4</sup>

## Treatment Process

Once treatment begins, it takes **approximately 8-12 minutes for both eyes.**<sup>5</sup>

1. Your medical professional assesses your eyelids to determine the treatment zones.
2. Your eyelid is held between the soft, biocompatible pads of the iLUX® device Smart Tip Patient Interface. For comfort, you may keep your eyes closed.
3. Therapeutic, light-based heat will begin to warm the blocked glands to a safe temperature to help soften and release the oil. The meibum melts and your doctor has the ability to apply additional heat or pressure dependent on your needs.
4. Through compression, the oil is expressed from the glands and treatment is complete.



From the creators of  
**SYSTANE® LUBRICANT EYE DROPS—  
#1 DOCTOR RECOMMENDED BRAND  
OF ARTIFICIAL TEARS<sup>6</sup>**

With our range of SYSTANE® brand products, your dry eye care can continue even after leaving the practice.



EXPERIENCE RELIEF FROM SYMPTOMS OF MGD.

**ASK YOUR DOCTOR TODAY ABOUT TREATMENT WITH THE iLUX® MGD TREATMENT SYSTEM.**

